

2026 EDITION

ISO 9001 Certification Readiness Checklist

For Businesses Preparing for ISO 9001 Certification in Qatar

Prepared by

[Guardian Middle East LLC](#)

Your Partner in ISO Certification Excellence

📍 Qatar | 📞 **[+974 7213 7770](tel:+97472137770)** ✉️ **info@guardian.qa**



Guardian Middle East

Purpose of This Checklist

This checklist helps your organization assess its readiness for [ISO 9001 certification](#) by identifying gaps in your Quality Management System (QMS) and preparing for audits with confidence.

Who Should Use This Checklist

- Businesses planning ISO 9001 certification
- Companies preparing for ISO 9001 audit
- Organizations looking to improve their Quality Management System (QMS)
- Teams responsible for compliance, quality, and process improvement



→ Identify Gaps

Pinpoint areas where your QMS falls short of ISO 9001 requirements before the formal audit.

→ Prepare with Confidence

Use structured checklists across all seven clauses to systematically build audit readiness.

→ Achieve Certification

Close identified gaps and present a robust, well-documented QMS to your certification body.

Context, Leadership & Planning



Organization Context (Clause 4)

- Internal & external issues identified
- Interested parties defined
- Stakeholder requirements documented
- QMS scope clearly defined
- Processes mapped & documented



Leadership (Clause 5)

- Top management actively involved
- Quality policy defined
- Policy communicated to all staff
- Roles & responsibilities assigned
- Accountability for quality objectives



Planning (Clause 6)

- Risks & opportunities identified
- Actions planned to address risks
- Quality objectives defined & measurable
- Objectives aligned with business goals
- Plans in place to achieve objectives

Support & Operations



Support (Clause 7)

- Resources (people, tools, infrastructure) adequate
- Employees trained & competent
- Training records maintained
- Documented information properly controlled
- Internal & external communication defined



Operation (Clause 8)

- Operational processes clearly defined
- Standard Operating Procedures (SOPs) in place
- Customer requirements identified & reviewed
- Suppliers evaluated & controlled
- Outputs verified before delivery

Performance Evaluation & Improvement



Performance Evaluation (Clause 9)

- KPIs clearly defined
- Performance monitored regularly
- Internal audits conducted on schedule
- Audit findings documented & tracked
- Management review of QMS performance



Improvement (Clause 10)

- Non-conformities identified & logged
- Corrective actions taken promptly
- Root causes analyzed thoroughly
- Continuous improvement actively practiced
- All improvements tracked & verified

Required Documentation Checklist

Ensure all mandatory QMS documents are in place, controlled, and readily accessible before your certification audit.



Quality Policy



Quality Objectives



QMS Scope



SOPs



Risk Assessment Records



Training Records



Internal Audit Reports




Corrective Action Records

WATCH OUT

Common QMS Gaps to Address

These are the most frequently cited deficiencies during ISO 9001 audits. Address these early to avoid costly corrective actions post-audit.

 **Auditor Alert:** Organizations that ignore these common gaps are significantly more likely to receive major non-conformances during their certification audit.

● Employees Unaware of Procedures

Staff cannot describe how their work aligns with the QMS – a critical red flag for auditors.

● Documentation Not Followed

Written procedures exist on paper but are not reflected in day-to-day operations.

● Lack of Internal Audits

No evidence of a structured internal audit program or scheduled audit calendar.

● Poor Record-Keeping

Records are incomplete, uncontrolled, or inaccessible during audit review.

● Inconsistent Processes

The same process is performed differently across departments or shifts.

Audit Readiness & Self-Assessment Score

Final Audit Readiness Checklist

Complete each milestone before submitting for external certification:

01

Internal Audit Completed

Full internal audit cycle finished with findings documented.

04

Non-Conformities Closed

All identified NCs resolved with verified corrective actions.

02

All Documents Reviewed

QMS documentation reviewed, approved, and version-controlled.

05

Mock Audit Conducted

Simulated certification audit completed with results reviewed.


03

Employees Trained

All relevant staff trained on applicable QMS procedures.


Self-Assessment Score Guide

Calculate your checklist completion rate to determine readiness:

 90–100%


Ready for Certification

Your QMS is well-established. Proceed with confidence.

 70–89%

Minor Gaps Present

Address outstanding items before scheduling your audit.

 50–69%

Improvement Needed

Significant work required. Engage support now.

 Below 50%

Major Gaps Identified Do not proceed. Immediate remediation plan required.

Need Expert Support for ISO 9001 Certification in Qatar??

Guardian Middle East LLC provides structured, end-to-end support to help your organization successfully implement ISO 9001 and achieve certification with confidence.



Gap Analysis

Comprehensive review of your current QMS against ISO 9001 requirements.



Documentation Support

Expert preparation of policies, procedures, SOPs, and all mandatory records.



Audit Preparation

Internal audit support, mock audits, and employee awareness training.



End-to-End Certification

Full guidance from registration through to your ISO 9001 certificate issuance.



Your Path to ISO 9001 Starts Here

Guardian Middle East LLC – *Your Partner in ISO Certification Excellence*

Assess

Use this checklist to benchmark your current QMS maturity.

Improve

Close gaps with structured corrective actions and documentation.

Certify

Achieve ISO 9001 certification and demonstrate quality excellence.

[Contact Us Today](#)

[Call Now](#)

This checklist is developed by Guardian Middle East LLC for professional use and internal assessment purposes.

